


LIRC

LED INSET RUNWAY CENTERLINE AND
RAPID EXIT TAXIWAY INDICATOR LIGHT
(R.E.T.I.L.)



APPLICATIONS

Runway centerline for ICAO CAT I, II and III, FAA and military runways.

R.E.T.I.L. ICAO and FAA RWSL, THL and RIL (L-850T) applications.

BENEFITS

- 60,000 hours LED rated life at full intensity, but over 100,000 hours in field operating conditions.
- In new installations, LED lights mean smaller loads, smaller CCRs and transformers, thus lower life cycle costs.
- Light output is variable like a traditional halogen lamp, as indicated by FAA "Engineering Briefing No.67".
- Colors are produced by LEDs: no colored filters ensures no energy losses and no color shifts.
- Fully compatible with existing AFL infrastructure*.
- Designed with simplicity allowing longer maintenance intervals and fewer spare parts.
- No use of sealing compound to fix the prisms in the dome. Use of gaskets to set the prisms in the dome makes their replacement quick and easy.
- No optical adjustment after LED module or prism replacement.
- Pressure valve for watertightness test after overhaul.
- Compatible with CCRs designed in compliance with IEC or FAA requirements.

* For monitored fixtures, isolation transformer max size: 200 VA.

COMPLIANCES

FAA: L-850A-T(L) AC150/5345-46 and EB No 67

ICAO: Annex 14 - Volume I Fig. A2-6, A2-7, A2-16

EASA: CS-ADR-DSN, Book 1, Fig U-10, U-11, U-16

IEC: TS 61827

NATO: STANAG 3316

CAA: CAP 168

IAAE: TP312

CASA: Manual of Standards Part 139



TECHNICAL FEATURES

- Rugged electronics built tough for high resistance to shock and vibration.
- Automatic adaptation to the 50 or 60 Hz frequency of the supply current.
- Surge protection device is provided to protect the electronics as required by FAA "Engineering Briefing No.67".
- Continuous internal fault detection.
- 0.25" (6.35 mm) limited protrusion above the pavement reduces vibrations to aircrafts and to the fixture itself, increasing its life expectancy.
- Smooth outer dome profile makes the light less susceptible to snowplough blades.
- Bidirectional or unidirectional, 8" dia.
- Aluminum forged dome and die cast lower cover make the fixture sturdy, but lightweight for easier handling in the field.
- O-Ring is provided to avoid dirt deposits between the fixture and base.
- IP67 protection.
- Temperature range: -55 °C (-67 °F) to +55 °C (131 °F).

INSTALLATION

- Suitable for 8" dia bases.
- Adaptor ring for installation on 12" dia. bases.
- Specific tools available for easy and precise installation.

PHOTOMETRIC PERFORMANCE

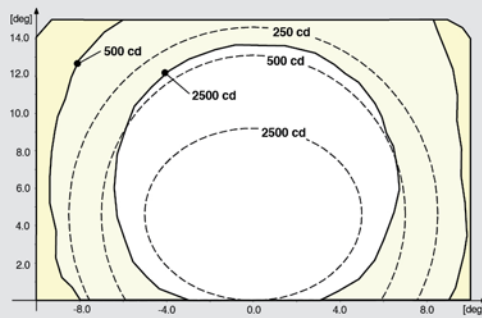


Figure 1 - ICAO A2-7 15 m - White

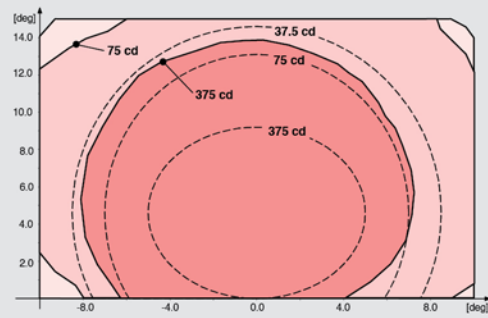


Figure 2 - ICAO A2-7 15 m - Red

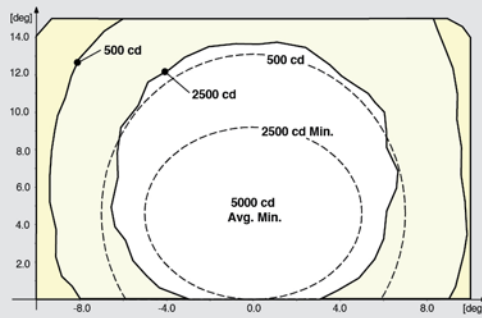


Figure 3 - FAA L-850A - White

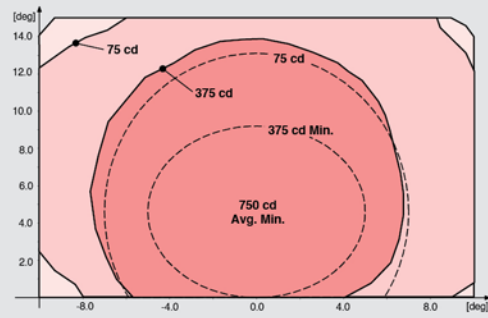


Figure 4 - FAA L-850A - Red

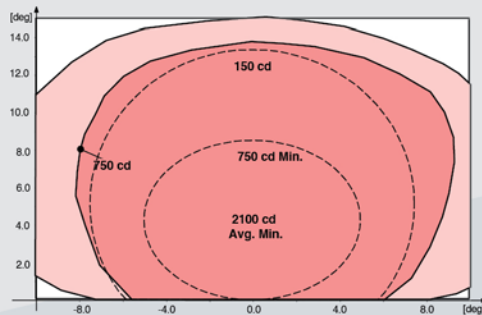


Figure 5 - FAA L-850T - Red

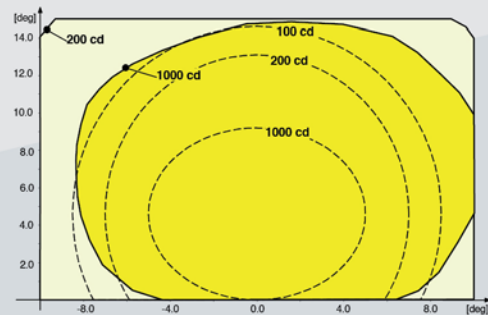


Figure 6 - ICAO A2-7 R.E.T.I.L. - Yellow

POWER CONSUMPTION (maximum value among all fixture configurations)

Power Factor >0.98		Primary conductor isolation transformer		Fixture	
1 IN / 1 OUT	w/o Arctic kit	29.1 W	29.1 VA	17.3 W	17.4 VA
	with Arctic kit	55.8 W	55.9 VA	44.4 W	44.5 VA
1 IN / 2 OUT	w/o Arctic kit	58.2 W	58.2 VA	34.6 W	34.8 VA
	with Arctic kit	111.6 W	111.8 VA	88.8 W	89.0 VA
2 IN / 2 OUT	w/o Arctic kit	58.2 W	58.2 VA	34.6 W	34.8 VA
	with Arctic kit	111.6 W	111.8 VA	88.8 W	89.0 VA

TECHNICAL DRAWING

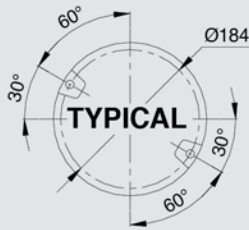


Figure 7 - Light Fixture 8" dia.

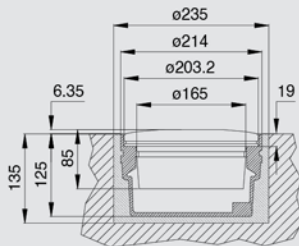


Figure 8 - Shallow Base 8" dia

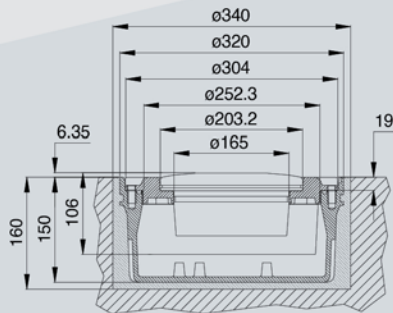


Figure 9 - Shallow Base 12" dia

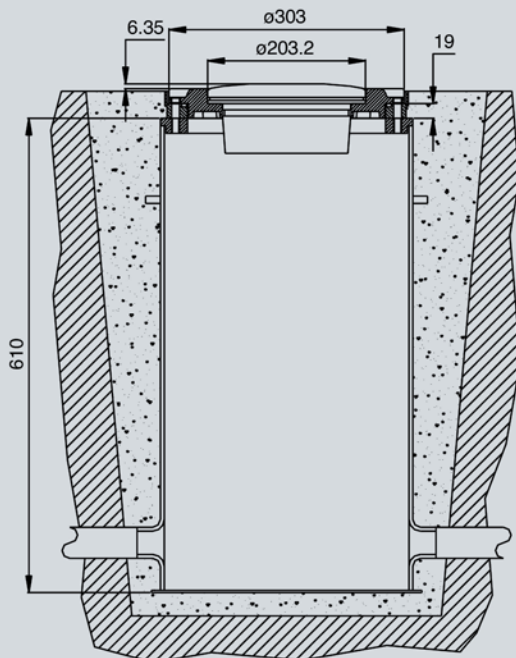


Figure 10 - L-868 Deep Base 12" dia.

PART NUMBER IDENTIFICATION

LIRC - F - WR - 2P - O - M - A

Basic P/N: _____

Compliance*: _____

I = ICAO 15 m

S = ICAO 30 m

F = FAA

T = Rapid Exit Taxiway Centerline

Color (Side A)/(Side B): _____

W= White

R = Red

T = Red (L-850T FAA)

Y = Yellow (R.E.T.I.L. and
Rapid Exit Centerline ICAO)

G = Green (Rapid Exit Centerline ICAO)

M = Blank (unidirectional dome)*

Electrical System: _____

1P= One Plug** (for shallow base)

2P= Two Plugs** (for shallow base)

1F= One Plug*** (for L-868 base)

2F= Two Plugs*** (for L-868 base)

Mounting Assembly: _____

O = No Mounting Assembly

R = Adaptor Ring 8"-12" dia

Monitoring: _____

O = Without Monitoring

M = With Monitoring

Arctic Kit: _____

O = Without Arctic Kit

A = With Arctic Kit

(*)The not-finished "M" side, on straight sections, is always side "B"

(**) Supply cable L = 22 cm

(***) Supply cable L = 46 cm

RENEWAL PARTS FOR LIGHT UNIT

No.	Description	Qty
1	Dome	1
2	O-Ring for dome (external).....	1
3	O-Ring for dome (internal)	1
4	Arctic kit heater	1-2
5	Arctic kit thermostat.....	1-2
6	Lower cover	1
7	Valve for watertightness test.....	1
8	Prism gasket.....	1-2
9	Prism	1-2
10	Prism holder gasket	1-2
11	Mounting plate.....	1-2
12	Reflector with hardware.....	1-2
13	LED module with accessories.....	1-2
14	Lower cover gasket	1
15	FAA L-823 plug.....	1-2

Refer to the relevant technical manual for the complete list of the available spare parts.

ACCESSORIES

315.1230	Base L-868 type, class IA, size B, 24" deep*.
315.1420	Flange ring with pavement dam for L-868 base, size B, with O-Ring and bolts.
152.5251	Shallow base, 8" dia., one cable lead, with hardware
152.5261	Shallow base, 8" dia., two cable leads, with hardware
152.8110	Shallow base, 12" dia., one cable lead, with gasket and hardware.
153.1110	Shallow base, 12" dia., two cable leads, with gasket and hardware.
152.6116	Adaptor Ring 8"-12" dia. complete with hardware
GMMMNO076	Adaptor Ring 8"-12" dia. complete with hardware for FAA versions
712.1034	Setting material for shallow base, 10 lt
712.1035	Quartz for shallow base, 25 kg
332.4301	Positioning jig for 8"-12" dia. shallow base, without optical device.
332.4351	Optical device for positioning jig to allow a very precise light unit orientation.
332.4330	Watertight/shockproof plastic case complete with positioning jig for base and optical device.
332.4140	Lifting tool (2 pieces to work properly).

(*) Sectional bases may be required depending upon the paving technique

Visit our website:



Get in touch:
<https://multielectric.com/contact-us/>

We reserve the right to change the design or specification data without notice

EXPLODED VIEW DRAWING



For information about isolating transformers and connectors, please see the specific catalogue pages.

SHIPPING WEIGHTS AND VOLUMES

	Light unit	Light unit & adaptor ring	Shallow base
Weight [lbs (kg)]	8.2 (3.7)	14.9 (6.85)	7.1 (3.2)
Volume [ft³ (m³)]	0.24 (0.007)	0.45 (0.013)	0.24 (0.007)

Multi Electric Mfg., Inc.

10501 Franklin Avenue - Suite 400
 Franklin Park, IL 60131 (USA)

Email: sales@multielectric.com
 Phone: +1 773-722-1900
 Fax: +1 773-722-5694

A company of ARETÈ COCCHI TECHNOLOGY

