

Led Elevated Medium Intensity Runway Light



**RUNWAY EDGE
RUNWAY THRESHOLD
RUNWAY END
SHIFTED THRESHOLD
STOPWAY
LANDING ZONE
APPROACH AREA
FILLET EDGE (RAPID EXIT)**

Elevated LED fixture, medium intensity type, omnidirectional, bidirectional or unidirectional, with adjustable height and with non-flashing light for runway edge, runway end and IFR non-precision instrument runways.

Applicable for the approach area, shifted threshold, wing bars and stopway, landing zone and fillets edge (with connector).

Conformity:
FAA (AC150/5345-46, EB67)




Conformity:
AP-170 (Chapter 3.1)



Conformity:
CASA (Manual of Standards Part 139)



Conformity:
STAC (SPE/STAC/SE/E/VIS/6008)



APPLICATIONS

Runway edge: FAA AC150/5345-46 L861, AP-170 Vol II §6.1, CASA MOS 139 §9.10 (medium/low intensity).

Runway threshold: FAA AC150/5345-46 L861E, AP-170 Vol II §6.1, CASA MOS 139 §9.10 (medium/low intensity).

Runway end: FAA AC150/5345-46 L861E, AP-170 Vol II §6.1, CASA MOS 139 §9.10 (medium/low intensity).

Wing bars: AP-170 Vol II §6.1

Shifted threshold: FAA AC150/5345-46 L861, L861E, L861SE, CASA MOS 139 §9.10 (medium/low intensity).

IFR non-precision instrument runways: FAA AC150/5345-46 L861, L861E, L861SE.

Approach: AP-170 Vol II §6.1.

Landing zone: AP-170 Vol II §6.1.

Fillets light (rapid exit): AP-170 Vol II §6.1

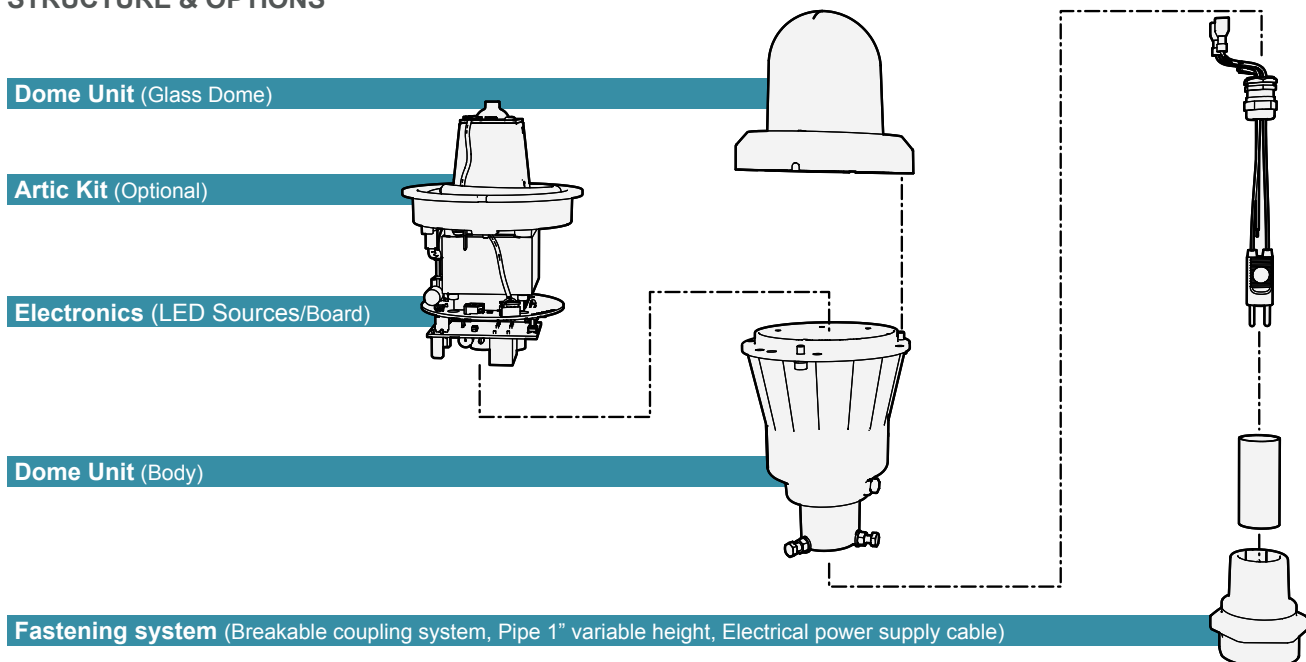
FEATURES

- Degree of mechanical protection IP68.
- Operational temperature range admitted: between -55 °C and +55 °C (between -67 °F and +131 °F).
- Average life of LED: 60.000 h at maximum intensity; 100.000 h under normal operating conditions.
- Lower consumption compared with the traditional fixtures: lower loads, CCRs and lower-powered transformers.
- Variable light emission: in accordance with the standard FAA EB67.
- Colorimetric coordinates constant over time.
- High degree of compatibility with the existing airport installations.
- Low maintenance coefficient: fixtures designed with high modularity and minimal maintenance required over time and common spare parts for all configurations.
- Degree of mechanical protection IP68: the seal of the dome does not require sealants.
- Absence of adjustments: the light sources are preconfigured and do not require adjustments.
- Usable with any type of constant current regulator realized in compliance with the FAA or IEC rules.

PERFORMANCE

- Electronics resistant to the vibrations.
- Automatic adaptation frequency of the supply current.
- Equipped with surge protective device (FAA EB67).
- Geometry and structure designed to minimise the action of atmospheric precipitations on the optical emission of the fixture.

STRUCTURE & OPTIONS






For spare parts refer to the user manual and to the spare parts catalogue.

ARTICLE CODE

Example: LEMIRL-F-E-RG-14-A-0		
F ¹	-	F (FAA/ICAO), R (AP-170), C (CASA MOS), S (Special version)
E ²	F	0 = L-861 (L), E = L-861E (L), S = L-861SE (L)
	R	A = Approach, R = Runway edge, T = Threshold/Runway end
	C	M = Medium intensity, D = Shifted threshold, L = Low Intensity
	S	N = Unregulated
RG ³	-	W = White, Y = Yellow, R = Red, V = Green, M = Obscured
14 ⁴	-	14 = 14" [35,5 cm], 20 = 20" [50,8 cm], 24 = 24" [60,9 cm], 30 = 30" [76,2 cm]
A ⁵	-	A = 1" 1/2 - 12 UNF, B = 2" - 11 1/2 NPS, C = 2" GAS - invalid for FAA
0 ⁶	-	0 = Without Arctic Kit, A = With Arctic Kit

Legend: ¹ Reference standards; ² Code of conduct (according to the regulations); ³ LED colour [colourA-colourB]; ⁴ Height H [inches]; ⁵ Breakable coupling element; ⁶ Arctic Kit.

CODE OF USE | LED COLOUR

	FAA (F)	AP-170 (R)	CASA MOS (C)	(S)
	L861 ○ ● (0)	Approach ○ (A) Runway edge ○ ● (R)	Medium intensity ○ ● (M) Shifted threshold ● (D) Low Intensity ○ ● (L)	
	L861 ● ● ● ● (0) L861E ● ● ● (E) L861SE ● ● (S)	Runway edge ● ● ● (R) Threshold/Runway end ● ● (T)	Medium intensity ● (M) Low Intensity ● (D)	○ (N)
	L861E ● (E) L861SE ● (S)	Runway edge ● ● (R) Threshold/Runway end ● ● (T)	Shifted threshold ● (L)	● (N)

POWER CONSUMPTION (MAXIMUM CONSUMPTION)*

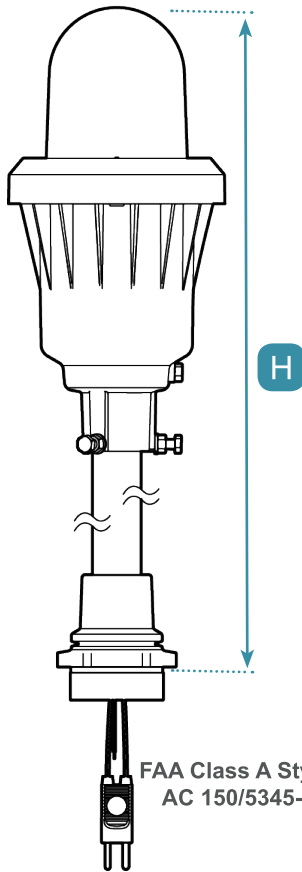
Power factor** >0,98		Isolation transformer Primary lead		Fixture	
FAA L-861	Without Arctic Kit	23.6W	24.4VA	11.5W	11.6VA
	With Arctic Kit	45.6W	46.0VA	33.7W	33.8VA
FAA L-861 E	Without Arctic Kit	25.1W	25.9VA	13.8W	13.9VA
	With Arctic Kit	47.0W	47.4VA	35.9W	36.0VA
FAA L-861 SE	Without Arctic Kit	19.4W	20.3VA	7.4W	7.5VA
	With Arctic Kit	41.5W	42.0W	30.0W	30.1VA
AP-170	Without Arctic Kit	31.1W	32.0VA	15.9W	16.2VA
	With Arctic Kit	53.1W	53.8VA	38.1W	38.4VA
CASA MOS	Without Arctic Kit	32.1W	33.2VA	17.1W	17.3VA
	With Arctic Kit	54.6W	54.9VA	39.2W	39.4W

*] Measured at 6.6 A with 30/45W toroidal isolation transformer. Reported values refer to the maximum power consumption among available configurations and colours (worst case). For more details refer to the product manual.

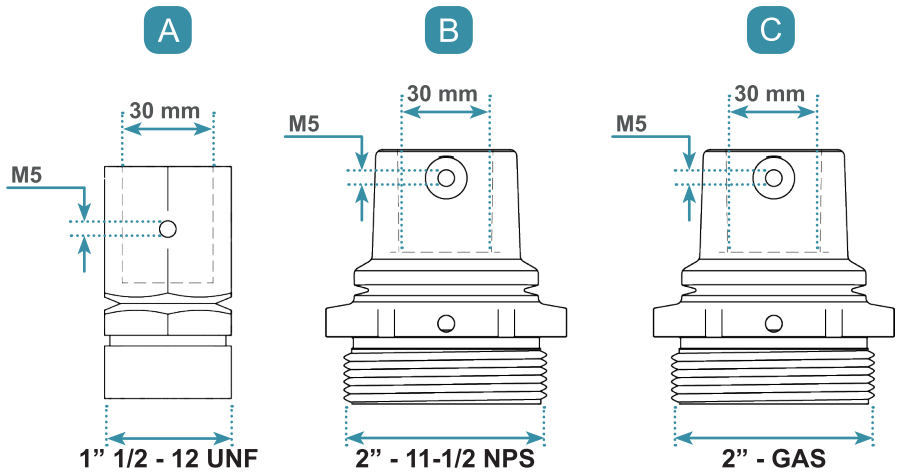
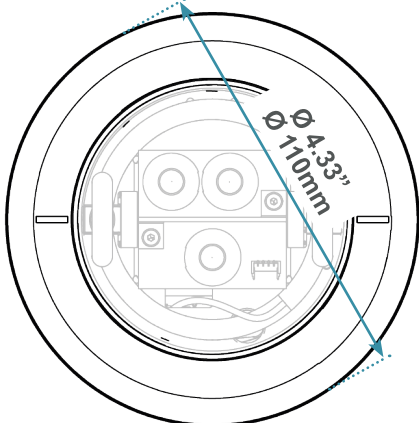
**] Measured at 6.6 A. The reported value refer to minimum value among available configurations and options (worst case).

ADDITIONAL COMPLIANCE (STAC)


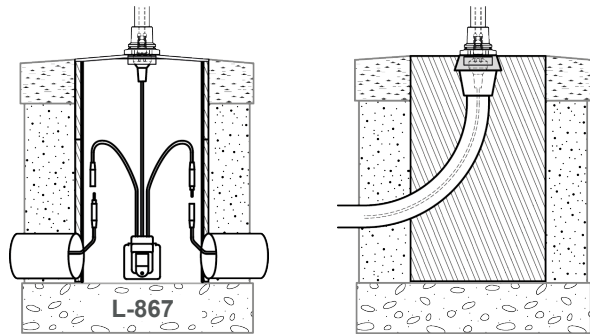
Ref. STAC	Function	Color		Fixture
B4 B5 B6	Runway edge	White	White	LEMIRL-F-0-W
		White	Yellow	LEMIRL-F-0-YW
		White	Red	LEMIRL-F-0-WR
		Yellow	Red	LEMIRL-F-0-YR
S2	Threshold	Green	Black	LEMIRL-C-D-GM
E2	Runwayend	Red	Black	LEMIRL-R-T-RM
S2/E2	Threshold/Runway end	Green	Red	LEMIRL-C-L-GR
-	Omni Red (Special version)	Red	Red	LEMIRL-S-N-R



FAA Class A Style 6
AC 150/5345-26



INSTALLATION EXAMPLE



ACCESSORY ARTICLES

Code	Description	Features
[*]	Base plate L-867B	Steel base plate for mounting on a deep base L-867B
[*]	Base plate L-867B RGL	Steel base plate for mounting on a deep base L-867B (version RGL Runway Guard Light)
[*]	Floor flange	Aluminium threaded flange
[*]	Pipe elbow	Galvanized iron pipe elbow
[*]	Tripod support	Aluminium tripod (ICAO Annex 14)
[*]	Threaded anchorage	Galvanized iron threaded anchorage
[*]	Deep base	Base FAA L-867 (B=12", D=16", E=24") high 21"
[*]	Threaded stake	Stake with galvanized steel threaded support, equipped with ground connector.
RISLI0012	Pipe 1" - length 14" [355mm]	Galvanized steel elevated mounting pipe (version H=14")
RISLI0008	Pipe 1" - length 20" [508mm]	Galvanized steel elevated mounting pipe (version H=20")
RISLI0009	Pipe 1" - length 24" [609mm]	Galvanized steel elevated mounting pipe (version H=24")
RISLI0010	Pipe 1" - length 30" [762mm]	Galvanized steel elevated mounting pipe (version H=30")
PAALS0001	Optical orientation system	Tool for installation LEM1

[*] Contact OCEM to obtain the code

